




# Bypass100/250/500/630/1000

ATESS bypass cabinet is designed to be used together with the bidirectional battery inverter to realize seamless transfer between on-grid and off-grid modes automatically.

## Features

-  Import/export control
-  Seamless on/off grid transfer within 10ms
-  Flexible management
-  DG connection supported



	Bypass100	Bypass250	Bypass500	Bypass630	Bypass1000
Rated voltage	400V	400V	400V	400V	400V
Rated current	144A	360A	722A	910A	1444A
Rated frequency	50Hz	50Hz	50Hz	50Hz	50Hz
Rated power	100KVA	250KVA	500KVA	630KVA	1000KVA
Max. current	175A	435A	866A	1091A	1732A
Transfer between on/off grid	Automatic≤10ms	Automatic≤10ms	Automatic≤10ms	Automatic≤10ms	Automatic≤10ms
Power limit(grid)	Yes	Yes	Yes	Yes	Yes
PV inverter breaker	250A	630A	1250A	1250A	2000A/3P
PCS breaker	250A	630A	1250A	1250A	2000A/3P
Grid breaker	250A	630A	1250A	1250A	2000A/3P
Load breaker	250A	630A	1250A	1250A	2000A/3P
Bypass breaker	250A	630A	1250A	1250A	1600A/3P
DG breaker	250A	630A	1250A	1250A	2000A/3P
Lightning protection	Type II	Type II	Type II	Type II	Type II
Protection degree	IP20	IP20	IP20	IP20	IP20
Relative humidity	0-95% non-condensing	0-95% non-condensing	0-95% non-condensing	0-95% non-condensing	0-95% non-condensing
Operating temperature	-25 °C~+55 °C	-25 °C~+55 °C	-25 °C~+55 °C	-25 °C~+55 °C	-25 °C~+55 °C
Dimension (W/H/D)	700/1630/500mm	700/1800/500mm	1600/1900/800mm	1600/1900/800mm	2850/2100/800mm
Weight	135kg	205kg	900kg	1040kg	1500kg
Communication	RS485/CAN	RS485/CAN	RS485/CAN	RS485/CAN	RS485/CAN

## Block Diagram

